

Welcome to Accounting with Peachtree I

ACC 175 Online

Oakton Community College

Fall 2011


Instructor: Jack J. Neymark


Email: jneymark@oakton.edu

Faculty Home Page: <http://www.oakton.edu/~jneymark>

Office Telephone: 847-998-4688

This course introduces the student to preparing journal entries, posting accounting information, preparing financial statements for service and merchandising businesses using Peachtree Accounting Software. Students can learn Peachtree from the comfort of their own homes!

 **The first thing I need from you is your email address.** I need this before this class starts on August 22. Please email me at jneymark@oakton.edu as soon as possible. Once the class starts, communication with me is crucial to your success in this course. Remember to check your email every other day!

 **You will need to know your Oakton Banner ID to access the course.** The Oakton Banner ID is an identifying number randomly generated by computer and assigned to each student when you enroll at Oakton, in lieu of using your Social Security number for identification.

- You can find your Oakton Banner ID number on your student bill or course schedule.
- Students may look up their ID information online at <http://www.oakton.edu/resources>

 **Logging on:**

The URL is: <https://d2l.oakton.edu>

The format for D2L login IDs (and Oakton email addresses) is:
first initial + up to seven letters of the last name + last four digits of your Oakton Banner ID

For example, a student named **George Washington** with Oakton Banner ID: **B123456789** would have the Oakton login ID **gwashing4567**. NOTE: The system is case sensitive.

Your initial password is your 6-digit birth date. For example, a birth date of **December 2002** would create the password **121702**. You can later change your password.

 **We will be using following textbook in this class:**


Computer Accounting with Peachtree by Sage Complete Accounting 2011

15th Edition, by Carol Yacht; McGraw-Hill/Irwin, ISBN # 0-07-811098-X

This textbook includes the CD for the Educational Version of Sage Peachtree 2011 software.

Note: Visit the following website for more information where you can find multiple choice quizzes and PowerPoint slides to review the class:

McGraw-Hill Online Learning Center: http://highered.mcgraw-hill.com/sites/007811098x/information_center_view0/

 **The course will be conducted using a D2L course website along with the textbook. You can access D2L from your home through your Internet service provider. Please follow the course instructions for submission of homework. A .ptb (Peachtree Backup) file cannot be opened by the instructor. Only files in Word and Excel are permitted.**

 **Supported Browsers:**

See the D2L Student Guide at: <http://www.oakton.edu/online/trouble/d2l/>

 **Communication:**

All communication for ACC 175 needs to be conducted using the email option within the D2L site. Use the communication icon in D2L. If you are having problems accessing the D2L site, email jneymark@oakton.edu.

 **Schedule:**

The homework schedule gives the pace of the course. There are deadlines for the quizzes, exercises, and exams. You can always work ahead of the schedule. Work submitted after the deadline will be reduced by 15% of the maximum points.

 **Testing:**

There are two projects, including the final exam, as well as the end of chapter quizzes and exercises during the semester, which need to be completed on-line in D2L.



General Information:

- a. See Oakton Online website for further information on online course offerings
<http://www.oakton.edu/online/>
- b. Contact the Office of Alternative Education with general questions, 847-635-197
- c. To review behaviors, which contribute to a successful online learning experience,
<http://www.oakton.edu/online/learner.htm>

Good luck with your studies! We are all in this together, so keep in touch!